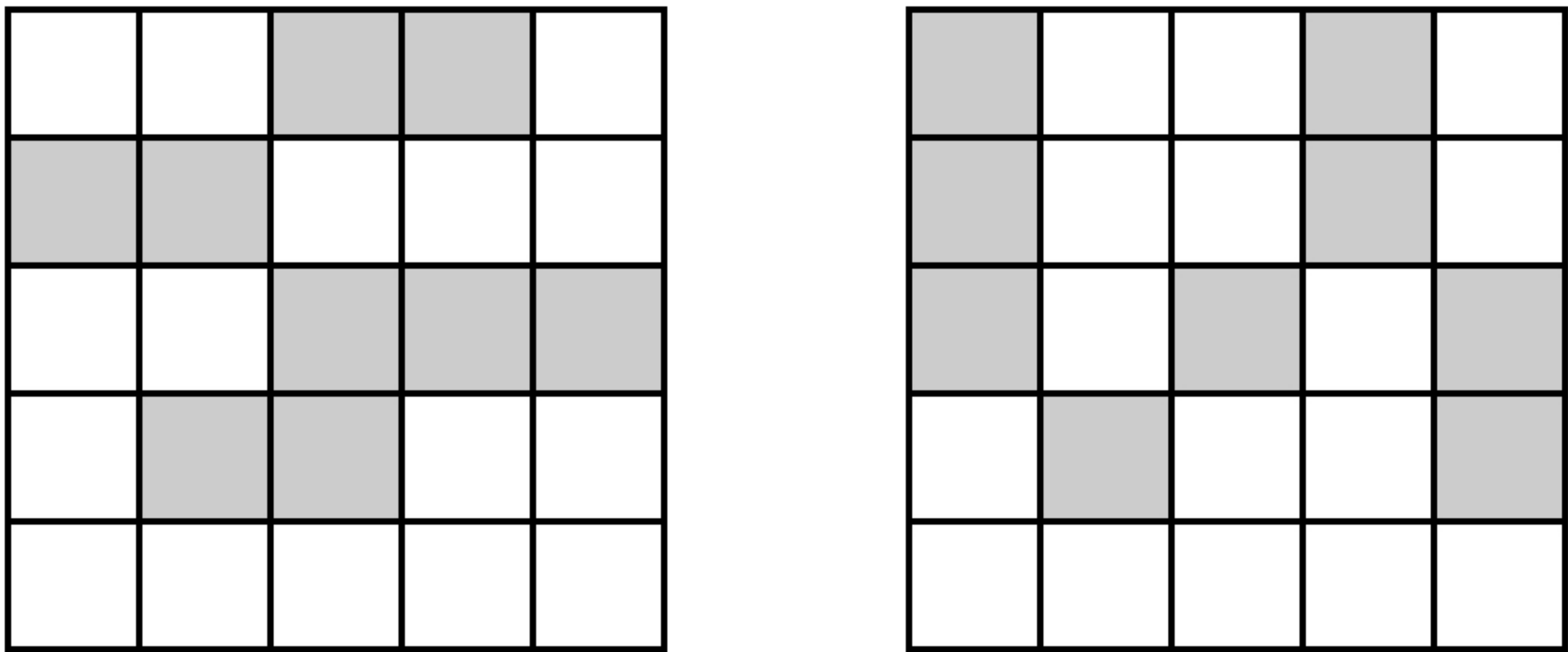





Easy

- Create 5 regions composed of 5 cells each.
- Light Grey must be the most represented cell in the highest number of regions.
- There may not be ties for any individual region, or the overall board.



Medium

- Create 5 regions composed of 10 cells each.
- Light Grey must be the most represented cell in the highest number of regions.
- There may not be ties for any individual region, or the overall board.



Hard

- Create 7 regions composed of 7 cells each.
- Dark Grey must be the most represented cell in the highest number of regions.
- There may not be ties for the majority represented cell in any individual region, or a tie for the majority represented region on the overall board.

